






Full-Day Training

SAMPLE AGENDA


 When: Sample Agenda – typically runs 8pm – 4pm

 Who: Beginner to Advanced Injectors

 How: Didactic + Case Review + Hands-on

 What: Full Facial Balancing (2 models, 100u toxin + 10–15 syringes each), Stomach Sculpting (syringes + PCDC), Gluteal Enhancement (16 syringes + PCDC), Neck Rejuvenation (2–4 syringes, 50–100u toxin, 2–4 threads)

✨ *All procedures include hyperdilution protocols and custom product mixing.*

 Up to 4 injectors may participate in Full-Day trainings

Class Schedule Overview

8:00 – 8:30 – Didactic

- Facial Proportions & Aesthetic Assessment
- Product Review
- Anatomy & Injection Safety

8:30 – 8:45 – Case Studies & Treatment Planning

8:45 – 9:45 – 1st Model

- Consult + Hands-On

9:45 – 10:45 – 2nd Model

- Consult + Hands-On

10:45 – 11:45 – 3rd Model

- Consult + Hands-On

11:45 – 12:30 – Lunch + Q&A or how to use B&A content for consults/social media

12:30 – 1:30 – 4th Model

- Consult + Hands-On

1:30 – 2:30 – 5th Model

- Consult + Hands-On

2:30 – 3:15 – Treatment Planning 2–3 Future Patients

→ Leave with a custom consult flow and actionable treatment plans ready for your next clinic day.

3:50 – 4:00 – Certificate Distribution & Pics

- Before/after photos & videos captured during training
- Optional testimonial from model(s)
- Google review from model(s)
- Media files provided post-training to support marketing & patient conversion

Training should transform—not just teach. That's exactly what this day is built to do.