






Dissolve H.A. Hyaluronidase Dose Protocol

For licensed medical professionals. Educational reference only.

| Facial Region | Recommended Dose (Units) | Technique | Notes |
|-------------------|-----------------------------|----------------|---|
| Forehead/Glabella | 15–25 units total | Superficially | Use caution due to vascular risk |
| Temples | 15–30 units per side | Deep injection | Lower initial dose due to thin skin |
| Under-Eyes | 10–20 units per side | Superficially | Lower initial dose due to thin skin |
| Cheeks/Midface | 20–50 units per side | Fanning | Consider repeat treatment at follow-up |
| Nose | 30–50 units total | Targeted | High-risk area; inject carefully, reassess promptly |
| Nasolabial Folds | 20–40 units per side | Threading | Monitor closely; deeper placement often needed |
| Lips | 15–30 units per lip | Micro-droplets | Assess after 48 hours; repeat if needed |
| Marionette Lines | 15–30 units per side | Threading | Treat conservatively |
| Chin/Jawline | 20–40 units per side | Threading | May require higher doses if filler placed deeply |

General Guidelines:

-  Inject small amounts initially and reassess in 48-72 hours.
-  Gently massage post-injection to disperse evenly.
-  Patient education on swelling, bruising, redness, and skin texture changes.
-  Optional patch testing if allergy is suspected.
-  Follow-up at 48-72 hours to assess if additional treatments are necessary.